

#18 UTAH UTES

2021				2022					
Schedule	Head Coach	Record	π-Rating (#)	Preseason	Head Coach	π-Rating (#)	Advantage (#)		
	Kyle Whittingham	10-4	91% (#17)		Kyle Whittingham	86% (#18)	27% (#17)		
Date	Opponent	Result	Competitiveness	Week	Date	Opponent	Win%	ML	Line
02-Sep-21	Weber State	W 40-17	<div style="width: 34%;"></div> 34	0					
11-Sep-21	@ #29 BYU	L 17-26	<div style="width: 55%;"></div> 55	1	03-Sep-22	@ #20 Florida	44%	128	+2.5
18-Sep-21	@ #36 San Diego State	L 31-33	<div style="width: 90%;"></div> 90	2	10-Sep-22	Southern Utah	100%	-20519	-44.5
25-Sep-21	#59 Washington State	W 24-13	<div style="width: 88%;"></div> 88	3	17-Sep-22	#81 San Diego State	87%	-691	-18.1
09-Oct-21	@ #79 USC	W 42-26	<div style="width: 38%;"></div> 38	4	24-Sep-22	@ #55 Arizona State	67%	-199	-6.4
16-Oct-21	#67 Arizona State	W 35-21	<div style="width: 64%;"></div> 64	5	01-Oct-22	#48 Oregon State	75%	-297	-10.6
23-Oct-21	@ #58 Oregon State	L 34-42	<div style="width: 68%;"></div> 68	6	08-Oct-22	@ #40 UCLA	55%	-124	-1.9
30-Oct-21	#44 UCLA	W 44-24	<div style="width: 25%;"></div> 25	7	15-Oct-22	#26 USC	59%	-146	-3.8
05-Nov-21	@ #107 Stanford	W 52-7	<div style="width: 1%;"></div> 1	8					
13-Nov-21	@ #114 Arizona	W 38-29	<div style="width: 78%;"></div> 78	9	27-Oct-22	@ #49 Washington State	64%	-177	-5.3
20-Nov-21	#35 Oregon	W 38-7	<div style="width: 18%;"></div> 18	10	05-Nov-22	#42 Arizona	69%	-219	-7.6
26-Nov-21	#101 Colorado	W 28-13	<div style="width: 44%;"></div> 44	11	12-Nov-22	#60 Stanford	80%	-404	-13.4
03-Dec-21	v #35 Oregon*	W 38-10	<div style="width: 11%;"></div> 11	12	19-Nov-22	@ #27 Oregon	47%	115	+1.5
01-Jan-22	v #3 Ohio State†	L 45-48	<div style="width: 74%;"></div> 74	13	26-Nov-22	@ #89 Colorado	83%	-492	-14.7
				14					

*Pac-12 Championship / †Rose Bowl

	Pac-12 CCG Projection→	1	UTAH	<div style="width: 37%;"></div> 37%
		2	OREG	<div style="width: 36%;"></div> 36%
		3	USC	<div style="width: 34%;"></div> 34%
		4	UCLA	<div style="width: 22%;"></div> 22%
		5	ARIZ	<div style="width: 19%;"></div> 19%
		6	ORST	<div style="width: 12%;"></div> 12%
		7	WASH	<div style="width: 11%;"></div> 11%
		8	WAZZ	<div style="width: 11%;"></div> 11%
		9	AZST	<div style="width: 9%;"></div> 9%
		10	STAN	<div style="width: 6%;"></div> 6%
		11	CAL	<div style="width: 3%;"></div> 3%
		12	COL	<div style="width: 1%;"></div> 1%

Record Distribution (Regular Season)

Probability	0%	0%	1%	2%	4%	6%	9%	12%	15%	16%	15%	12%	6%
Record	0-12	1-11	2-10	3-9	4-8	5-7	6-6	7-5	8-4	9-3	10-2	11-1	12-0

Record Benchmarks (Regular Season)

	FLA	SUT	SDSU	AZST	ORST	UCLA	USC	WAZZ	ARIZ	STAN	OREG	COL
Average Wins	0.4	1.4	2.3	3.0	3.7	4.3	4.9	5.5	6.2	7.0	7.5	8.3
Average Losses	0.6	0.6	0.7	1.0	1.3	1.7	2.1	2.5	2.8	3.0	3.5	3.7
Rounded Record	0-1	1-1	2-1	3-1	4-1	4-2	5-2	6-2	6-3	7-3	7-4	8-4

OVER/UNDER MATRIX

↑Over	+130	+125	+120	+115	+110	+105	Even	-105	-110	-115	-120	-125	-130	-135	-140	-145	-150
↓Under	-150	-145	-140	-135	-130	-125	-120	-115	-110	-105	Even	+105	+110	+115	+120	+125	+130
0.5	↑\$23.00	↑\$22.50	↑\$22.00	↑\$21.50	↑\$21.00	↑\$20.50	↑\$20.00	↑\$19.52	↑\$19.09	↑\$18.69	↑\$18.33	↑\$18.00	↑\$17.69	↑\$17.41	↑\$17.14	↑\$16.90	↑\$16.67
1	↑\$22.98	↑\$22.48	↑\$21.98	↑\$21.48	↑\$20.98	↑\$20.48	↑\$19.98	↑\$19.51	↑\$19.07	↑\$18.68	↑\$18.32	↑\$17.99	↑\$17.68	↑\$17.39	↑\$17.13	↑\$16.88	↑\$16.65
1.5	↑\$22.96	↑\$22.46	↑\$21.96	↑\$21.46	↑\$20.96	↑\$20.46	↑\$19.96	↑\$19.49	↑\$19.06	↑\$18.66	↑\$18.30	↑\$17.97	↑\$17.66	↑\$17.38	↑\$17.11	↑\$16.87	↑\$16.64
2	↑\$22.86	↑\$22.37	↑\$21.87	↑\$21.38	↑\$20.88	↑\$20.38	↑\$19.89	↑\$19.42	↑\$18.99	↑\$18.60	↑\$18.24	↑\$17.91	↑\$17.60	↑\$17.32	↑\$17.06	↑\$16.81	↑\$16.59
2.5	↑\$22.79	↑\$22.29	↑\$21.80	↑\$21.30	↑\$20.80	↑\$20.31	↑\$19.81	↑\$19.34	↑\$18.91	↑\$18.52	↑\$18.16	↑\$17.83	↑\$17.53	↑\$17.25	↑\$16.98	↑\$16.74	↑\$16.51
3	↑\$22.53	↑\$22.04	↑\$21.56	↑\$21.07	↑\$20.59	↑\$20.10	↑\$19.62	↑\$19.15	↑\$18.73	↑\$18.35	↑\$18.00	↑\$17.67	↑\$17.38	↑\$17.10	↑\$16.84	↑\$16.60	↑\$16.38
3.5	↑\$22.33	↑\$21.85	↑\$21.36	↑\$20.88	↑\$20.39	↑\$19.90	↑\$19.42	↑\$18.96	↑\$18.54	↑\$18.15	↑\$17.80	↑\$17.48	↑\$17.18	↑\$16.90	↑\$16.65	↑\$16.41	↑\$16.18
4	↑\$21.83	↑\$21.37	↑\$20.90	↑\$20.43	↑\$19.97	↑\$19.50	↑\$19.03	↑\$18.59	↑\$18.19	↑\$17.82	↑\$17.48	↑\$17.17	↑\$16.88	↑\$16.62	↑\$16.37	↑\$16.14	↑\$15.93
4.5	↑\$21.45	↑\$20.98	↑\$20.51	↑\$20.05	↑\$19.58	↑\$19.11	↑\$18.65	↑\$18.20	↑\$17.80	↑\$17.43	↑\$17.09	↑\$16.78	↑\$16.50	↑\$16.23	↑\$15.98	↑\$15.75	↑\$15.54
5	↑\$20.63	↑\$20.19	↑\$19.76	↑\$19.32	↑\$18.89	↑\$18.45	↑\$18.02	↑\$17.61	↑\$17.23	↑\$16.89	↑\$16.57	↑\$16.28	↑\$16.01	↑\$15.77	↑\$15.54	↑\$15.32	↑\$15.12
5.5	↑\$20.00	↑\$19.56	↑\$19.13	↑\$18.70	↑\$18.26	↑\$17.83	↑\$17.39	↑\$16.98	↑\$16.60	↑\$16.26	↑\$15.94	↑\$15.65	↑\$15.38	↑\$15.14	↑\$14.91	↑\$14.69	↑\$14.49
6	↑\$18.81	↑\$18.42	↑\$18.03	↑\$17.64	↑\$17.25	↑\$16.87	↑\$16.48	↑\$16.11	↑\$15.77	↑\$15.46	↑\$15.18	↑\$14.92	↑\$14.68	↑\$14.46	↑\$14.25	↑\$14.06	↑\$13.88
6.5	↑\$17.90	↑\$17.51	↑\$17.12	↑\$16.73	↑\$16.34	↑\$15.95	↑\$15.56	↑\$15.19	↑\$14.85	↑\$14.55	↑\$14.27	↑\$14.01	↑\$13.77	↑\$13.54	↑\$13.34	↑\$13.15	↑\$12.97
7	↑\$16.29	↑\$15.96	↑\$15.64	↑\$15.31	↑\$14.98	↑\$14.66	↑\$14.33	↑\$14.02	↑\$13.73	↑\$13.47	↑\$13.24	↑\$13.02	↑\$12.82	↑\$12.63	↑\$12.46	↑\$12.30	↑\$12.15
7.5	↑\$15.06	↑\$14.73	↑\$14.40	↑\$14.08	↑\$13.75	↑\$13.42	↑\$13.09	↑\$12.78	↑\$12.50	↑\$12.24	↑\$12.00	↑\$11.78	↑\$11.58	↑\$11.40	↑\$11.22	↑\$11.06	↑\$10.91
8	↑\$13.10	↑\$12.85	↑\$12.59	↑\$12.34	↑\$12.09	↑\$11.84	↑\$11.59	↑\$11.35	↑\$11.13	↑\$10.93	↑\$10.75	↑\$10.58	↑\$10.42	↑\$10.28	↑\$10.15	↑\$10.02	↑\$9.91
8.5	↑\$11.59	↑\$11.34	↑\$11.09	↑\$10.84	↑\$10.58	↑\$10.33	↑\$10.08	↑\$9.84	↑\$9.62	↓\$9.68	↓\$9.92	↓\$10.17	↓\$10.42	↓\$10.66	↓\$10.91	↓\$11.16	↓\$11.41
9	↓\$9.89	↓\$10.00	↓\$10.13	↓\$10.26	↓\$10.40	↓\$10.55	↓\$10.72	↓\$10.90	↓\$11.09	↓\$11.31	↓\$11.54	↓\$11.79	↓\$12.04	↓\$12.29	↓\$12.53	↓\$12.78	↓\$13.03
9.5	↓\$10.97	↓\$11.12	↓\$11.28	↓\$11.46	↓\$11.65	↓\$11.85	↓\$12.07	↓\$12.31	↓\$12.57	↓\$12.85	↓\$13.17	↓\$13.49	↓\$13.82	↓\$14.15	↓\$14.48	↓\$14.81	↓\$15.14
10	↓\$12.52	↓\$12.67	↓\$12.83	↓\$13.00	↓\$13.19	↓\$13.39	↓\$13.61	↓\$13.85	↓\$14.11	↓\$14.40	↓\$14.71	↓\$15.04	↓\$15.37	↓\$15.70	↓\$16.03	↓\$16.36	↓\$16.68
10.5	↓\$13.55	↓\$13.73	↓\$13.93	↓\$14.15	↓\$14.38	↓\$14.63	↓\$14.90	↓\$15.19	↓\$15.52	↓\$15.87	↓\$16.25	↓\$16.66	↓\$17.07	↓\$17.47	↓\$17.88	↓\$18.29	↓\$18.69
11	↓\$14.78	↓\$14.97	↓\$15.17	↓\$15.38	↓\$15.62	↓\$15.87	↓\$16.14	↓\$16.43	↓\$16.75	↓\$17.10	↓\$17.49	↓\$17.90	↓\$18.30	↓\$18.71	↓\$19.12	↓\$19.52	↓\$19.93
11.5	↓\$15.61	↓\$15.82	↓\$16.05	↓\$16.30	↓\$16.57	↓\$16.86	↓\$17.17	↓\$17.51	↓\$17.88	↓\$18.28	↓\$18.73	↓\$19.20	↓\$19.67	↓\$20.13	↓\$20.60	↓\$21.07	↓\$21.54

FBS POWER RATING COMPONENTS & TRENDS

	2010	2011	2012	2013	2014	2015	2016	2017	2018	2019	—	2021	2022
Recruiting Composite	48%	57%	64%	70%	69%	67%	65%	65%	70%	72%		71%	70%
+ Coaching Staff Rating	8%	-1%	10%	5%	4%	-2%	-2%	5%	3%	4%		10%	10%
+ Roster / System Aptitude	13%	10%	4%	-12%	-8%	6%	4%	-1%	-3%	-1%		-8%	6%
+ Gameday Differential	13%	0%	-18%	14%	25%	20%	12%	4%	17%	20%		17%	0%
= Historical π-Rating	82%	66%	61%	77%	90%	92%	79%	72%	86%	95%		91%	86%

UTAH OFFENSE

QUARTERBACK (QB)		Rush Offense		Pass Offense		Opt.	QB Coaching History	2022 (•) EFF Optimum [Rank]
UNIF	Player	D1 XFR	EFF	MoE	EFF	MoE	2007-21 Season Results	Rush 69% [#7] / Pass 57% [#26]
#7	QB Cameron Rising		72%	±9%	57%	±4%		
#3	QB Ja'Quinden Jackson		49%	±18%	54%	±10%		
#16	QB Bryson Barnes		52%	±20%	51%	±10%		
	QB Development		52%	±21%	50%	±10%		
QB Coaching Staff		RushΔ	PassΔ					
HC Kyle Whittingham		-1%	-1%					
OC/QB Andy Ludwig		-1%	-2%					

RUNNING BACK (RB)		Rush Offense		Pass Offense		Opt.	RB Coaching History	2022 (•) EFF Optimum [Rank]
UNIF	Player	D1 XFR	EFF	MoE	EFF	MoE	2007-21 Season Results	Rush 57% [#30] / Pass 45% [#34]
#9	RB Tavion Thomas		58%	±4%	41%	±16%		
#2	RB Micah Bernard		56%	±7%	52%	±11%		
#24	RB Chris Curry		39%	±7%	37%	±15%		
#41	RB Jonathan Johnson (RICH)		52%	±12%	36%	±12%		
	RB Development		53%	±12%	44%	±18%		
RB Coaching Staff		RushΔ	PassΔ	RushΔ	PassΔ			
HC Kyle Whittingham		0%	-2%	0%	0%			
OC/QB Andy Ludwig		3%	3%					

WIDE RECEIVER (WR)		Rush Offense		Pass Offense		Opt.	WR Coaching History	2022 (•) EFF Optimum [Rank]
UNIF	Player	D1 XFR	EFF	MoE	EFF	MoE	2007-21 Season Results	Rush 58% [#32] / Pass 53% [#62]
#25	WR Jaylen Dixon		61%	±17%	58%	±7%		
#21	WR Solomon Enis		55%	±38%	53%	±6%		
#17	WR Devaughn Vele		58%	±43%	51%	±8%		
#10	WR Money Parks		58%	±43%	50%	±10%		
	WR Development		57%	±43%	48%	±10%		
WR Coaching Staff		RushΔ	PassΔ	RushΔ	PassΔ			
HC Kyle Whittingham		-6%	-1%	0%	-4%			
OC/QB Andy Ludwig		11%	-2%					

OFFENSIVE LINE (OL)		Rush Offense		Pass Offense		Opt.	OL Coaching History	2022 (•) EFF Optimum [Rank]
UNIF	Player	D1 XFR	EFF	MoE	EFF	MoE	2007-21 Season Results	Rush 54% [#28] / Pass 59% [#5]
#71	OL Braeden Daniels		54%	±5%	60%	±6%		
#78	OL Sataoa Laumea		55%	±6%	61%	±7%		
#51	OL Keaton Bills		54%	±7%	59%	±8%		
#68	OL Jaren Kump		53%	±7%	56%	±9%		
#54	OL Paul Maile		53%	±8%	57%	±11%		
#53	OL Johnny Maea		51%	±9%	49%	±13%		
	OL Development		50%	±9%	49%	±13%		
OL Coaching Staff		RushΔ	PassΔ	RushΔ	PassΔ			
HC Kyle Whittingham		-1%	1%	0%	2%			
OC/QB Andy Ludwig		0%	2%					

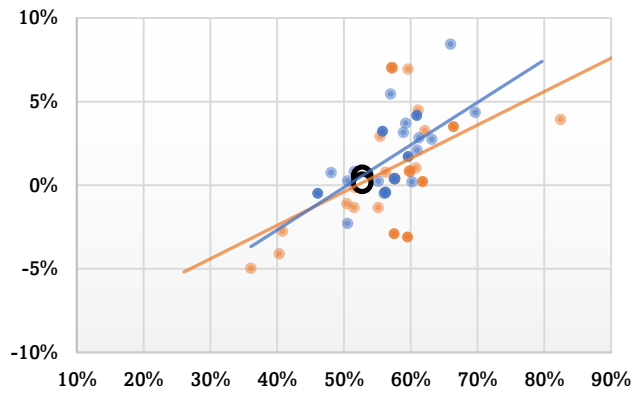
TIGHT END / H-BACK (TE)		Rush Offense		Pass Offense		Opt.	TE Coaching History	2022 (•) EFF Optimum [Rank]
UNIF	Player	D1 XFR	EFF	MoE	EFF	MoE	2007-21 Season Results	Rush 59% [#2] / Pass 61% [#5]
#80	TE Brant Kuithe		60%	±6%	60%	±5%		
#86	TE Dalton Kincaid		56%	±8%	65%	±8%		
#4	TE Munir McClain		54%	±11%	55%	±16%		
#87	TE Thomas Yassmin		53%	±11%	52%	±16%		
	TE Development		53%	±11%	52%	±17%		
TE Coaching Staff		RushΔ	PassΔ	RushΔ	PassΔ			
HC Kyle Whittingham		0%	2%	2%	0%			
OC/QB Andy Ludwig		1%	1%					

[Dark shading ≥ 50% coaching responsibility; light shading < 50%]

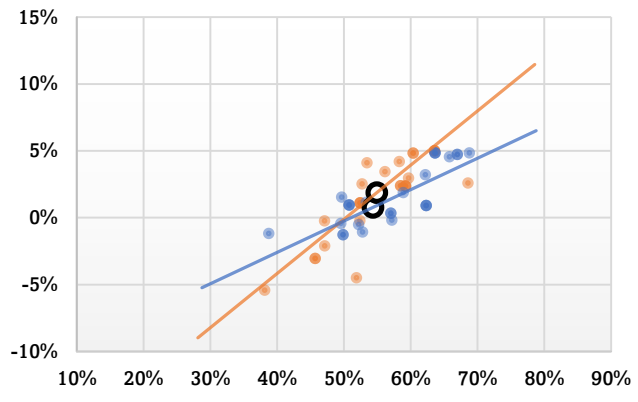
↑ Win Probability • Rush • Pass Unit Efficiency →

UTAH DEFENSE

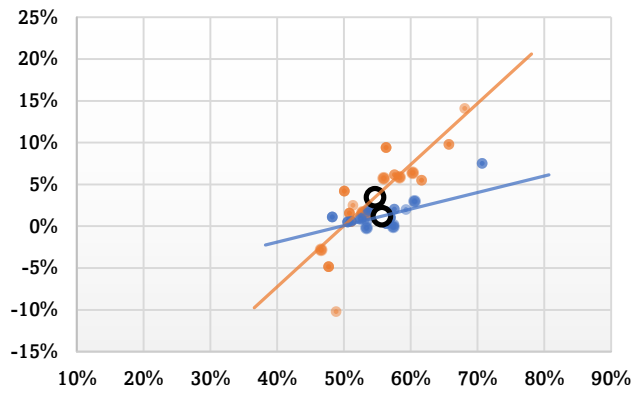
DEFENSIVE LINE (DL)			Rush Defense		Pass Defense		Opt.	DL Coaching History		2022 (•) EFF Optimum [Rank]	
UNIF	Player	D1 XFR	EFF	MoE	EFF	MoE	Wgt	2007-21 Season Results		Rush 53% [#32] / Pass 53% [#24]	
#7	DE Van Fillinger		54%	±11%	54%	±12%	36%				
#58	DT Junior Tafuna		51%	±12%	55%	±13%	21%				
#90	DT Devin Kaufusi		49%	±11%	49%	±12%	0%				
#95	DT Alikei Vimahi		50%	±14%	54%	±13%	15%				
#99	DT Tennessee Pututau		54%	±13%	48%	±14%	10%				
#83	DE Jonah Elliss		50%	±14%	51%	±13%	2%				
#47	DE Miki Suguturaga		54%	±15%	48%	±15%	12%				
#50	DT Fua Pututau		53%	±15%	47%	±15%	3%				
	DL Development		52%	±15%	43%	±15%	0%				
DL Coaching Staff			RushΔ	PassΔ			RushΔ	PassΔ			
HC Kyle Whittingham			6%	5%	DL Lewis Powell		3%	3%			
DC/DB Morgan Scalley			3%	4%	DL Luther Elliss		2%	4%			



LINEBACKER (LB)			Rush Defense		Pass Defense		Opt.	LB Coaching History		2022 (•) EFF Optimum [Rank]	
UNIF	Player	D1 XFR	EFF	MoE	EFF	MoE	Wgt	2007-21 Season Results		Rush 54% [#27] / Pass 55% [#17]	
	LB Gabe Reid	(STAN)	52%	±7%	56%	±7%	36%				
#9	LB Mohamoud Diabate	(FLA)	59%	±8%	54%	±8%	38%				
#21	LB Karene Reid		48%	±13%	56%	±10%	9%				
#54	LB Hayden Furey		54%	±14%	53%	±11%	9%				
#55	LB Andrew Mata'afa		51%	±15%	52%	±11%	4%				
	LB Development		53%	±16%	51%	±12%	3%				
LB Coaching Staff			RushΔ	PassΔ			RushΔ	PassΔ			
HC Kyle Whittingham			6%	3%	LB Colton Swan		4%	4%			
DC/DB Morgan Scalley			5%	4%							



DEFENSIVE BACK (DB)			Rush Defense		Pass Defense		Opt.	DB Coaching History		2022 (•) EFF Optimum [Rank]	
UNIF	Player	D1 XFR	EFF	MoE	EFF	MoE	Wgt	2007-21 Season Results		Rush 56% [#12] / Pass 55% [#20]	
#1	CB Clark Phillips III		58%	±10%	57%	±7%	24%				
#8	S Cole Bishop		58%	±11%	56%	±9%	16%				
#4	CB JaTravis Broughton		53%	±11%	54%	±9%	10%				
	S Clayton Isbell	(ILST)	53%	±10%	51%	±9%	6%				
#15	CB Malone Mataele		54%	±11%	54%	±9%	10%				
#16	S Zemaiah Vaughn		54%	±12%	56%	±9%	13%				
#23	CB Faybian Marks		52%	±12%	53%	±10%	7%				
#10	S R.J. Hubert		55%	±12%	50%	±10%	4%				
#5	CB Caine Savage		56%	±13%	52%	±11%	6%				
	DB Development		55%	±14%	51%	±12%	4%				
DB Coaching Staff			RushΔ	PassΔ			RushΔ	PassΔ			
HC Kyle Whittingham			4%	3%	DB/ST Sharrieff Shah		3%	1%			
DC/DB Morgan Scalley			4%	3%							



[Dark shading ≥ 50% coaching responsibility; light shading < 50%]

↑ Win Probability • Rush • Pass Unit Efficiency →

UTAH LINE UPDATES

Florida	ΔFLA	= [(PS - PA) - 0.0] / 12	ΔUTAH = 0	Line Update = 2.5 - ΔUTAH + ΔFLA
Southern Utah	ΔSUT	= 0	ΔUTAH = [(PS - PA) + 2.5] / 12	Line Update = -44.5 - ΔUTAH + ΔSUT
San Diego State	ΔSDSU	= [(PS - PA) - 17.8] / 12	ΔUTAH = [(PS - PA) - 42.0] / 12	Line Update = -18.1 - ΔUTAH + ΔSDSU
Arizona State	ΔAZST	= [(PS - PA) - 35.7] / 12	ΔUTAH = [(PS - PA) - 60.1] / 12	Line Update = -6.4 - ΔUTAH + ΔAZST
Oregon State	ΔORST	= [(PS - PA) - 10.2] / 12	ΔUTAH = [(PS - PA) - 66.5] / 12	Line Update = -10.6 - ΔUTAH + ΔORST
UCLA	ΔUCLA	= [(PS - PA) - 110.6] / 12	ΔUTAH = [(PS - PA) - 77.1] / 12	Line Update = -1.9 - ΔUTAH + ΔUCLA
USC	ΔUSC	= [(PS - PA) - 65.7] / 12	ΔUTAH = [(PS - PA) - 78.9] / 12	Line Update = -3.8 - ΔUTAH + ΔUSC
Washington State	ΔWAZZ	= [(PS - PA) - 31.5] / 12	ΔUTAH = [(PS - PA) - 82.7] / 12	Line Update = -5.3 - ΔUTAH + ΔWAZZ
Arizona	ΔARIZ	= [(PS - PA) - 25.0] / 12	ΔUTAH = [(PS - PA) - 88.0] / 12	Line Update = -7.6 - ΔUTAH + ΔARIZ
Stanford	ΔSTAN	= [(PS - PA) + 9.4] / 12	ΔUTAH = [(PS - PA) - 95.6] / 12	Line Update = -13.4 - ΔUTAH + ΔSTAN
Oregon	ΔOREG	= [(PS - PA) - 65.5] / 12	ΔUTAH = [(PS - PA) - 108.9] / 12	Line Update = 1.5 - ΔUTAH + ΔOREG
Colorado	ΔCOL	= [(PS - PA) + 131.4] / 12	ΔUTAH = [(PS - PA) - 107.5] / 12	Line Update = -14.7 - ΔUTAH + ΔCOL

UTAH SPECIAL TEAMS

KICKOFF (KO)					Kickoff	Opt.	KO Coaching History		2022 (•) EFF Optimum [Rank]
UNIF	Player	D1 XFR	EFF	MoE	Wgt	2007-21 Season Results		Kickoff 55% [#72]	
#67	K Jordan Noyes		50%	±8%	7%				
#97	K Jadon Redding		46%	±15%	0%				
	KO Development		55%	±25%	93%				
KO Coaching Staff		KOΔ							
HC Kyle Whittingham		6%							
DB/ST Sharrieff Shah		0%							

PUNT (PT)					Punt	Opt.	PT Coaching History		2022 (•) EFF Optimum [Rank]
UNIF	Player	D1 XFR	EFF	MoE	Wgt	2007-21 Season Results		Punt 59% [#37]	
#61	P Michael Williams		60%	±18%	79%				
	PT Development		54%	±22%	21%				
PT Coaching Staff		PTΔ							
HC Kyle Whittingham		6%							
DB/ST Sharrieff Shah		0%							

FIELD GOAL / XP (FG)					Field Goal / XP	Opt.	FG Coaching History		2022 (•) EFF Optimum [Rank]
UNIF	Player	D1 XFR	EFF	MoE	Wgt	2007-21 Season Results		Field Goal / XP 59% [#18]	
#97	K Jadon Redding		59%	±12%	64%				
#67	K Jordan Noyes		58%	±20%	21%				
	PK Development		61%	±24%	15%				
FG Coaching Staff		FGΔ							
HC Kyle Whittingham		10%							
DB/ST Sharrieff Shah		9%							

KICK RETURN (KR)					Kick Return	Opt.	KR Coaching History		2022 (•) EFF Optimum [Rank]
UNIF	Player	D1 XFR	EFF	MoE	Wgt	2007-21 Season Results		Kick Return 50% [#45]	
#16	S Zemaiah Vaughn		54%	±21%	27%				
#24	RB Chris Curry		46%	±18%	32%				
#21	WR Solomon Enis		50%	±23%	21%				
	KR Development		50%	±24%	20%				
KR Coaching Staff		KRΔ							
HC Kyle Whittingham		2%							
DB/ST Sharrieff Shah		3%							

PUNT RETURN (PR)					Punt Return	Opt.	PR Coaching History		2022 (•) EFF Optimum [Rank]
UNIF	Player	D1 XFR	EFF	MoE	Wgt	2007-21 Season Results		Punt Return 51% [#29]	
#17	WR Devaughn Vele		51%	±20%	35%				
	PR Development		51%	±20%	33%				
	PR Development		51%	±20%	33%				
PR Coaching Staff		PRΔ							
HC Kyle Whittingham		5%							
DB/ST Sharrieff Shah		2%							

[Dark shading ≥ 50% coaching responsibility; light shading < 50%]

↑ Win Probability • Kick • Return Unit Efficiency →